

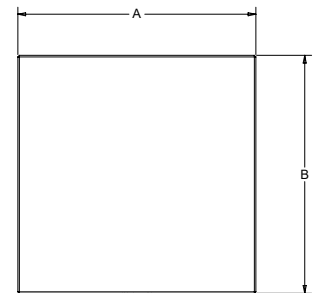
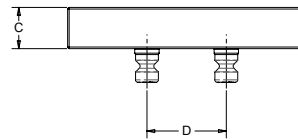


Support Pallets

Support Pallets function as machinable blanks. These are intended to be modified to accept various tooling components and clamping devices. They provide an ideal base for building fixtures that will be mounted with the Quick-Loc™ system. Square and round styles are available.


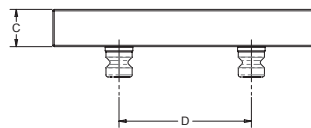
- Material: Low Carbon Steel
- Thickness Tolerance: ±.13mm
- Pull Studs Included

52mm Square Support Pallets



Part Number	A (mm)	B (mm)	C (mm)	D (mm)	Weight lbs (kg)	Pull Stud
QL-200300	96	96	27	52	4.40 (2.00)	QL-200800
QL-200320	156	156	27	52	11.42 (5.18)	QL-200800

96mm Square Support Pallets



Part Number	A (mm)	B (mm)	C (mm)	D (mm)	Weight lbs (kg)	Pull Stud
QL-200500	156	156	27	96	11.42 (5.18)	QL-200805
QL-200510	192	192	27	96	18.05 (8.19)	QL-200805

QUICK CHANGE FIXTURING » FIXTURE PRO® MULTI-AXIS QUICK CHANGE FIXTURING